
















# Company Profile

Elevating Your Space



# Table of Contents

 Introduction	3
 Company Overview	4
 Freight Goods Elevators	5
 Hospital Elevators	6
 Passenger Elevators	7
 Machine Room Less (MRL) Elevators	8
 Dumbwaiter Elevators	9
 Car Parking Elevators	10
 Type Of Doors	11
 Hydraulic Elevators	12
 Capsule Elevators	13
 Types Of Cabin	14
 Contact Us	15

# Introduction



**15+**

Years of operations

---

**1200+**

Happy clients

---

**30+**

Employees

---

**Jagpreet Singh**  
Founder

Preetaa Elevators was founded with a vision to provide a range of world-class material handling equipment including car lifts, scissor lifts and industrial lifts across India. Since its inception, the company has focused on technology and innovation to deliver cutting-edge technology products to its dedicated customer base. Over the years, we have also built a comprehensive infrastructure facility with modern technology for elevator installation.

# Company Overview



## Our Team

Our team at Preetaa Elevators is the core strength of our organization. Our team consists of procurement specialists, engineers, labor, quality analysts and packaging specialists, as well as sales and marketing personnel. All team members have their individual responsibilities and have years of experience in the field. The team works in complete synchronization to fully understand the customer's requirements and offer them an impeccable quality product range.

## Customer Satisfaction

During the year, we have managed to gain a huge customer base across India as we focus solely on customer satisfaction. To achieve complete customer satisfaction, we ensure impeccable quality of our product range as well as individual adjustments and timely deliveries. In addition, we offer our customers simple payment methods and transparent business transactions. This has helped us to gain great trust from our customers and make us the preferred choice of our customers.

## Product Portfolio

We are one of the leading manufacturers, suppliers and installers of a wide range of industrial, residential and institutional material handling equipment. The wide range offered by us includes automatic elevators - passenger elevators, glass elevators - passenger elevators, dumbwaiters and other material handling equipment.

We manufacture and install our range using high quality raw materials and advanced technology, ensuring impeccable quality and unmatched performance in the range of products we offer. Our product range is highly regarded in the industry due to the following outstanding features.

## Quality Assurance

We have always stood for impeccable quality products in the industry. Our organization is equipped with all the necessary requirements to ensure our customers unsurpassed quality. We have a team of highly experienced quality analysts who ensure the optimal quality of our entire product range. They carefully monitor the entire production process, from procurement to final delivery. In every phase we check whether the processes meet the quality requirements. We also test the range based on various parameters. After final production, we as a company have received ISO 900:2008 certification.

## ➤ Freight/Goods Elevators

Preetaa Elevators' freight elevators are a high performance product that can withstand the rough and tough vertical movements of heavy industrial products, containers and all materials in the manufacturing and service industries. These elevators are equipped with durable, strong components to support heavy loads and different capacities. We specialize in the vertical movement of freight elevators over one ton and can withstand the daily rigors of vertically transporting heavy loads with ease, noise and smoothness.



## ➤ Optional Functions

- Voice announcement (any language)
- Car LCD display with messages
- Duplex control
- Hand rail in car
- Time & temperature display
- Group supervision function
- VIP service (for elevator group)
- Closed loop system to monitor performance
- Detection of stuck hall button to skip landing
- Parking system
- Car call cancellation system
- Automated monitoring system with potential free contact
- Automatic Rescue Device
- Slow/high speed Full collection system
- Overload protection with display and buzzer
- In between landing call bypass on full load
- Intercom facility
- Lift out of order display
- Down collective control
- VWF Drive
- Self diagnosis of breakdown
- Emergency light
- Automatic leveling with ground
- On power restoration
- Attend Panthertion for non stop destination landing
- Floor position and direction indicator in car and landings Arrival
- Terminal approach slowdown for safety
- Final limit protection
- Direction change function in attend mode
- Independent operation
- Emergency alarm
- Door open announcement system
- Home landing
- Touch Screen

### Standard Dimensions Of Freight/Goods Elevator

Load kg.	Car (A) width (mm)	Car (B) Depth (mm)	Shaft (C) width (mm)	Shaft (D) Depth (mm)	Opening (E) (mm)	M/C room (F) width (mm)	M/C room (G) Depth (mm)	M/C room (H) Height (mm)	Pit (I) Depth (mm)	Overhead (J) (mm)
500	1100	1200	1900	1900	1100	3400	4000	2750	1500	4500
800	1200	1700	2000	2000	1100	3500	4800	2750	1500	4500
1000	1400	1800	2300	2300	1400	3800	4600	2750	1500	4500
1500	1700	2000	2600	2600	1700	4100	4800	2750	1500	4500
2000	1700	2500	2600	2600	1700	4100	5300	2750	1500	4500
2500	2000	2500	2900	2900	1700	4400	5300	2750	1500	4500
3000	2000	3000	2900	2900	2000	4400	5800	2750	1500	4500
4000	2500	3000	3400	3400	2500	4500	5800	2750	1500	4500
5000	2500	3600	3400	3400	2500	4500	6400	2750	1500	4500

## ➤ Hospital Elevators

Hospital elevators are mainly used for vertical movement of stretchers and patients and are manufactured with excellent workmanship and trouble-free performance. These elevators come in a variety of capacities to accommodate stretchers and patients requiring critical care equipment, and are 100% vibration-free for hospital staff. These elevators are designed to meet very high safety standards in hospitals, nursing homes and other healthcare facilities.



## ➤ Optional Functions

- Voice announcement (any language)
- Car LCD display with messages
- Duplex control
- Hand rail in car
- Time & temperature display
- Group supervision function
- VIP service (for elevator group)
- Closed loop system to monitor performance
- Detection of stuck hall button to skip landing
- Advance detection of floor before landing
- parking system car call cancellation system
- Automated monitoring system with potential free contact
- Automatic Rescue Device (Slow speed/high speed)
- Full collection system
- Overload protection with display and buzzer
- In between landing call bypass on full load
- Intercom facility
- Lift out of order display
- Touch screen

## ➤ Standard Functions

- Voice announcement (any Language)
- Car LCD Display with messages
- Duplex control
- Group supervision function
- VIP supervision (group elevator group)
- Traffic regulation (group elevator group)
- Closed loop system to monitor performance
- Detection of stuck hall button to skip landing
- Advance detection of floor before landing

### Standard Dimensions Of Hospital Elevator

No.of Passenger	Load kg.	Car (A) Width	Car (B) Depth (mm)	Shaft © width (mm)	Shaft (D) depth (mm)	Opening (E) (mm)	M/C room (F) width (mm)	M/C room (G) depth (mm)	M/C room (H) width (mm)	Pit (I) Depth (mm)	Overhead (J) (mm)
15	1020	1000	2400	1800	3000	800	3300	5500	2750	1500	4500
20	1360	1300	2400	2200	3000	1200	3700	5500	2750	1500	4500
26	1788	1600	2400	2400	3000	1200	3900	5500	2750	1500	4500

## ➤ Passenger Elevators

Preetaa Elevator’s passenger elevators with advanced technology in vertical transportation ensure comfortable high speed with elegant appearance in fast and fast mode for vertical movement in high-rise buildings and provide the latest elevator technology. Preetaa Elevators attaches great importance to safety and the need to prevent the smooth movement of the passenger. Preetaa Elevators are available with a variety of passenger capacities, speeds, and compatible features and interior finishes, providing people to choose from.



## ➤ Standard Functions

- Down collective control
- VWF Drive
- Self diagnosis of breakdown
- Emergency Light
- Automatic levelling with ground on power restoration
- Attend panthertion for non stop destination landing
- Floor position and direction indicator in car and landing
- Direction change function in attend mode independent panthertion
- Emergency alarm
- Door open announced system
- Home landing direction

## ➤ Optional Functions

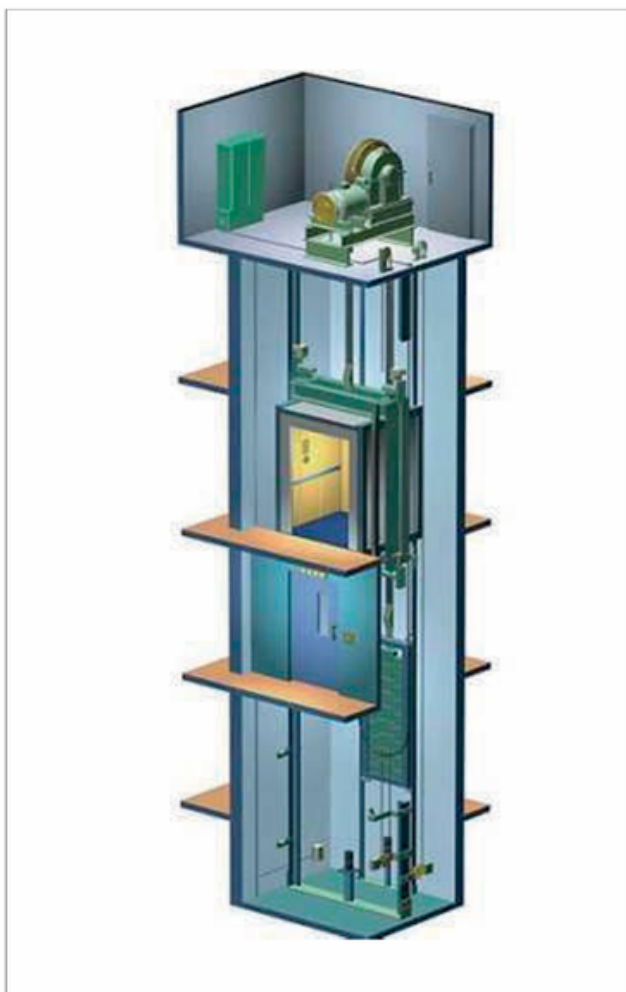
- Voice announcement (any language)
- Car LCD display with messages
- Duplex control
- Hand rail in car
- Time & temperature display
- Group supervision function
- VIP service (for elevator group)
- Closed loop system to monitor performance
- Detection of stuck hall button to skip landing
- Advance detection of floor before landing parking system car call cancellation system
- Automated monitoring system with potential free contact
- Automatic Rescue Device (Slow speed/high speed)
- Full collection system
- Overload protection with display and buzzer
- In between landing call bypass on full load
- Intercom facility
- Lift out of order display
- Touch screen

### Standard Dimensions Of Auto Door Elevator

No.of Passenger	Load kg.	Car (A) Width	Car (B) Depth (mm)	Shaft © width (mm)	Shaft (D) depth (mm)	Opening (E) (mm)	M/C room (F) width (mm)	M/C room (G) depth (mm)	M/C room (H) width (mm)	Pit (I) Depth (mm)	Overhead (J) (mm)
6	408	1100	1000	1800	1600	700	3300	4100	2750	1500	4250
8	544	1300	1100	1800	1800	800	3300	4300	2750	1500	4250
10	680	1350	1300	1900	2000	800	3400	4500	2750	1500	4250
13	884	2000	1100	2500	1800	900	4000	4300	2750	1500	4250
15	1053	2000	1300	2500	2000	1000	4000	4500	2750	1500	4250
20	1360	2000	1550	2500	2300	1000	4000	4800	2750	1500	4250
24	1532	2150	1650	2700	2400	1200	4200	4900	2750	1500	4350

## Machine Room Less (MRL) Elevators

The Preetaa Elevators range of elevators are lighter and more efficient than the traditional traction motors available. It is capable of offering very high peak efficiency and a speed of 1 MPS. MRL elevators are installed in buildings where the customer wants to prevent the height of the machine room from exceeding the structural height of the building code or when the customer is interested in opening the terrace. This technology is used in passenger capsule elevators and hospitals. These products are developed using the best available technology and effective materials. Available for 4-50 passengers.





## ➤ Dumbwaiter Elevators

Dumbwaiter is the food elevator specially designed for the hospital sector where it is used to transport food, crockery, etc. from the kitchen to different floors hygienically, This elevator also bears Preetaa Elevators stamp of quality in the concept design product and performance.



## ➤ Features

- Load capacity 50 to 250 kgs in increment of kgs
- Speed: Standard 0.25 MPS
- Drive Unit: Traction Drive, High quality reduction worm gear coupled with motor and magnetic disc brake and hand wheel
- cabin: SS/MS centered suspension, gaided on both sides, fitted with removable shelf and without door
- Landing door: SS//MS centered suspension, guided on the both side fitted with removable shelf and without door
- Landing door: SS/MS, Bi-Parting vertical opening
- Control
- 24Volt in all push buttons
- Call Despatch on each landing
- Arrival buzzer and call signal
- Position indicator on each landing
- Over current protector
- Call and send function
- Half curtain infra red door safety in auto door.



### Standard Dimensions Of Dumbwaiter Elevator

Load kg	Car Dim (mm)			Shaft D/m (mm)		Entrance (mm)	Machine Room Dim (mm)			Over head (mm)	Pit Depth (mm)
	Width	Depth	Height	Width	Depth						
100	700	700	800	1200	900	700	1200	1150	1200	4400	750
150	800	800	900	1300	1000	800	1300	1150	1200	4400	750
200	900	900	1000	1400	1100	900	1400	1150	1200	4400	750
250	1000	1000	1200	1500	1200	1000	1500	1150	1200	4400	750

## Car Parking Elevators

Preetaa Elevator is specially designed for transport between floors and supports lifts for motorcycles, cars, vans and other commercial vehicles. We offer both manual and separation solutions to meet your unique project needs. Make the right selection of vehicle elevator size, capacity, speed, powder system and door layout.



### Standard Dimensions Of Car Parking Elevator

Capacity (kgs)	Shaft Size (mm)		Car Size (mm)			Entance (mm)		machine Room (mm)		Pit Depth (mm)	Over head (mm)
	width	Depth	Width	Depth	Height	Width	Height	Width	Depth		
2500	3900	6000	2600	5266	2300	2300	2100	4000	6000	1500	5000
3000	3500	8000	3000	5266	2300	2300	2100	4000	6000	1500	5000



Center Opening S.S Auto Door



Telescopic Door



Half Vision Glass Door



Center Opening Small Vision Autodoor



Full Vision Glass Door



Golden Etching Decorative Door



M.S Auto Door



Manual Telescopic Door



Swing Door



Collapsible Door



Imperforate Door



## ➤ Passenger Elevators

- **Compared with traction lift, hydraulic has the following obvious advantages:**

Flexible design of the machine room position The upper machine room is not required. A machine room can be flexibly installed within a radius of 10 meters. Areas close to the axis that best meet the individual design requirements of the buildings.

- **Wide loading range, strong adaptability**

Large car and tonnage design, maximum carrying ability reaches to 2 tons.

- **Saving space and energy consumption, reducing the cost**

Counterweight device is not needed, which increases the utilization rate of the hoistway and greatly saves the construction space and costs.

Meanwhile, when the lift is going downwards, depending upon the work done by the cabin's own weight, no electricity is consumed.

- **The highest safety and reliability**

Apart from all the safety protection devices of the traction lifts, we additionally add the multiple hydraulic circuit protection systems such as safety valve, limited speed disconnecting valve etc.

The products are of the compact structure, low fault rate, easy for the daily maintenance.



## ↗ Caspule Elevators

- What is the capsule elevator?
- How to choose a capsule elevator?

The capsule elevator is essentially installed in a place where you want to improve the height of the building through a movable elevator display and provide passengers with a panoramic view of the surrounding area. The bottle opener is usually available with 5 and 3 glass panes.

The capsule elevator is usually preferred in shopping malls (for viewing items on display), 5-star hotels (for viewing the lobby) and high-rise residential buildings.




Wall	: Toughened Glass Glazed or Plain Framed in Stainless steel Mirror Finish
Flooring	: Laminated PVC Flooring with Ceramic Finish
Corners	: Stainless Steel (Black Mirror Finish)
Hand Rail	: Optional
Ceiling	: Combination Stainless Steel Black Mirror/ Stainless Steel Mirror Finish
Lighting	: 6 Nos LED Warm Down Lighters or Optional Design.

## Elevator Air Conditioner



# Types Of Cabin





# Contact Us



**Website**

[www.preetaaelevatorsinc.com](http://www.preetaaelevatorsinc.com)

---



**Phone**

+91 9810198590, +91 9818663784

---



**E-mail**

[preetaaelevatorsinc@gmail.com](mailto:preetaaelevatorsinc@gmail.com)

---



**HQ address**

F-118, Mayapuri Industrial Area, F.F,  
Phase-2, New Delhi 110064

---